

The First 26 Seasons of the Premier League (1992/93 – 2017/18)

Review 4: A Complete Record and Analysis of English and European Trophy Winners

in association with



HOME OF THE FOOTBALL PREDICTOR DICE



26
SEASONS

39
CLUBS

190
TROPHIES



AC MILAN	AJAX	ARSENAL	ASTON VILLA	ATLETICO MADRID
BARCELONA	BAYERN MUNICH	BIRMINGHAM CITY	BLACKBURN ROVERS	BORUSSIA DORTMUND
CHELSEA	CSKA MOSCOW	EVERTON	FEYENOORD	GALATASARY
INTER MILAN	JUVENTUS	LAZIO	LEEDS UNITED	LEICESTER CITY
LIVERPOOL	MANCHESTER CITY	MANCHESTER UNITED	MARSEILLE	MIDDLESBROUGH
PARIS ST GERMAIN	PARMA	PORTO	PORTSMOUTH	REAL MADRID
REAL ZARAGOZA	SCHALKE 04	SEVILLA	SHAKHTAR DONETSK	SWANSEA CITY
TOTTENHAM HOTSPUR	VALENCIA		WIGAN ATHLETIC	ZENIT ST PETERSBURG

Dice can be purchased at: www.armchairsportscompany.com

Welcome to the Armchair Sports Company's last of four unofficial reviews commemorating 26 seasons of the Premier League.

This review details the English and European competition winners by season from 1992/93 to 2017/18, which coincidentally, was also the first 26 seasons of the Champions League and analyses the records by most successful clubs and countries. Whilst Manchester United were undoubtedly the most dominant English club, winning 33 of the available 104 major domestic trophies, this success was not replicated on the European stage where Barcelona and Real Madrid led the way with 10 and 9 trophies respectively. Spain was the dominant force in European football with Spanish clubs winning 32 of the 82 European trophies played for during this period.

Information is presented in a way that is easy to understand and the *Contents* page includes links to the various tables.

The Premier League is one of the world's most popular football competitions and every week millions of people throughout the world attempt to predict results and scores for money, as part of a predictor league or just for fun with family and friends. It is not an easy task as favourites do not always win matches and the league is renowned for unexpected results and shock scores.

Regardless of tactics, formations or the quality of the players, anything can happen during a match. Forwards will miss chances, goalkeepers will drop the ball and, most frustrating of all, officials will get decisions wrong that directly or indirectly influence the outcome of a match. Whilst it is difficult enough to predict a match result after considering relevant information, such as the history of the fixture, recent form and injuries/suspensions, it is impossible to predict a match score with absolute certainty. Indeed, the only sure thing is that the score will be 0-0 when a match kicks off.

We have developed a set of **Football Predictor Dice**, consisting of an **8-sided dice for predicting results** and a **10-sided dice for predicting scores**, as a **fun and novel** way of predicting match outcomes. The dice can be used for any match but are particularly relevant for those matches where there is no clear favourite and predictors are undecided as the match is **too close to call**.

In the first 26 seasons of the Premier League, the home side won approximately half of all matches with the other half split fairly evenly between draws and away wins. Both teams scored in around half of the matches and the most common scores were 1-1, 1-0, 2-1, 0-0 and 2-0.

Football Predictor Dice ratios reflect these statistics and are in line with actual Premier League and Champions League match outcomes, as demonstrated in pages 5 & 6 of the review.

The dice are the perfect gift for the football fan or punter and, although serious tipsters may dismiss the dice as a gimmick, we are sure that they will at least pick up the dice and use them to predict a match outcome, if only for the novelty factor. The question is though, once rolled, will they let the **DICE deCIDE** or will they be confident enough to go against the prediction?

Enjoy the review and good luck predicting match results and scores.

Kenny

The Armchair Sports Company

Dice Availability & Packaging

A set of dice can be purchased from www.armchairsportscompany.com for £5.99. This includes Royal Mail delivery within the UK (£2.95).

Result Dice	Blue & White	Red & White
Score Dice	Blue & White	Red & White
		
Result Dice	Green & White	White & Red
Score Dice	White & Green	White & Red
		

Dice can be purchased at: www.armchairsportscompany.com

[Comparison of Football Dice Ratios to Premier League Outcomes \(1992/93 – 2017/18\)](#)

5

[Comparison of Football Dice Ratios to Champions League Outcomes \(1992/93 – 2017/18\)](#)

6

This review details and analyses the English & European trophy winners since the inception of the Premier League and Champions League in 1992/93.

Table 1	English & European Trophy Winners by Season	The table lists the winners of the following trophies for each season: <ul style="list-style-type: none"> • Premier League • FA Cup • League Cup • FA Charity Shield • Champions League • Europa League (UEFA Cup) • European Cup Winners' Cup • European Super Cup
-------------------------	--	---

English Domestic Trophy Winners

Table 2	Trophies won by Competition in order of Most Successful Clubs	The table lists the winners of each of the English trophies by the number of times each club has won them since 1992/93.
Table 3	Total Trophies won in order of Most Successful Clubs	The table ranks the clubs in order of the number of trophies won. Where clubs have won the same number of trophies, competitions are ranked in the following order: <ol style="list-style-type: none"> 1. Premier League 2. FA Cup 3. League Cup 4. Charity/Community Shield
Table 4	Multiple Trophy Winning Seasons	The table highlights multiple trophy winning seasons when clubs won two or more English/European trophies in the same season.

European Trophy Winners

Table 5	Trophy Winners by Most Successful Countries & Clubs	The table lists the winners of each of the European trophies by the number of times they have been won by countries and clubs since 1992/93.
Table 6	Total Trophies won in order of Most Successful Countries	The table ranks the countries in order of the number of trophies won. Where trophy numbers are the same, competitions are ranked in the following order: <ol style="list-style-type: none"> 1. Champions League 2. Cup Winners' Cup/UEFA Cup (99/00-08/9) Europa League 3. UEFA Cup (92/3–98/9) 4. Super Cup
Table 7	Total Trophies won in order of Most Successful Clubs	The table ranks the clubs in order of the number of trophies won. Where trophy numbers are the same, competitions are ranked as detailed above.

(Click on table references for links to tables)

Comparison of Football Dice Ratios to Premier League Outcomes (1992/93 - 2017/18)

www.armchairsportscompany.com

Dice ratios compare to the outcomes of the 10,126 matches played in the first 26 Premier League seasons as follows:

8-Sided Result Dice: Comparison of Actual Results to Dice Prediction Ratios

ACTUAL RESULTS	Home Wins	Draws	Away Wins	Total Matches
Number of Matches	4,675	2,676	2,775	10,126
% of Matches	46.17%	26.43%	27.40%	
DICE				
Predicted Result	1	X	2	
% Prediction Chance	50%	25%	25%	

Instructions:

Select a fixture and roll the dice to predict the match result.

A home win is represented by a 1 on the dice (4 of 8 sides), a draw by an X (2 of 8 sides) and an away win by a 2 (2 of 8 sides).

10-Sided Score Dice: Comparison of Actual Goals Scored to Dice Prediction Ratios

ACTUAL GOALS SCORED	0	1	2	3	4	5	6	7	8	9	Total Teams
No. of Home Teams	2,361	3,282	2,466	1,229	525	175	56	24	6	2	10,126
% of Home Teams	23%	32%	24%	12%	5%	2%	1%	0%	0%	0%	
No. of Away Teams	3,508	3,545	1,895	828	263	60	24	2	1	0	10,126
% of Away Teams	35%	35%	19%	8%	3%	1%	0%	0%	0%	0%	
All Teams	5,869	6,827	4,361	2,057	788	235	80	26	7	2	20,252
% of All Teams	29%	34%	22%	10%	4%	1%	0%	0%	0%	0%	
DICE											
Predicted Goals	0	1	2	3	4	5	6	7	8	9	
% Prediction Chance	(a) 30%	30%	30%	10%							
	(b) 30%	30%	30%	3%	3%	3%	0.3%	0.3%	0.3%	0.1%	

Instructions:

- Select a fixture and roll the dice to predict the number of goals for each side.
The dice has 10 sides representing the predicted number of goals, as follows: 0 (3 sides); 1 (3 sides); 2 (3 sides) & 3 (1 side).
If a 3 is thrown, the prediction is that a team will score 3 or more goals and the roller must decide whether to roll the dice again.
- % Prediction Chance (a): This is the applicable weightings if a thrower decides a team is unlikely to score more than 3 goals.
- % Prediction Chance (b): This is the applicable weightings if a thrower decides a team could score more than 3 goals. In this scenario, the dice is rolled again and the numbers added together to give the predicted number of goals.
- If a thrower is unsure whether a team will score over 3 goals they could toss a coin: heads = plus 3 goals with the dice rolled again & tails = 3 goals with no need to roll the dice again.

For simplicity, we recommend throwing the dice again after a 3 is thrown and then adding the numbers to give the predicted number of goals.

Comparison of Football Dice Ratios to Champions League Outcomes (1992/93 – 2017/18)



Dice ratios compare to Champions League match outcomes from the first 26 seasons, as follows:

8-Sided Result Dice: Comparison of Actual Results to Dice Prediction Ratios

ACTUAL RESULTS	Home Wins		Draws		Away Wins		Total Matches
	Matches	%	Matches	%	Matches	%	
Knockout: Pre-Group	968	50%	420	22%	538	28%	1,926
Group Stage	1,149	49%	569	24%	634	27%	2,352
Knockout: Post Group	273	52%	136	26%	120	23%	529
All Matches	2,390	50%	1,125	23%	1,292	27%	4,807
DICE							
Predicted Result	1		X		2		
% Prediction Chance	50%		25%		25%		

Note:

Actual Results relate to 4,807 completed Champions League matches where there was a designated home and away side.

Instructions:

Select a fixture and roll the dice to predict the match result.

A home win is represented by a 1 on the dice (4 of 8 sides), a draw by an X (2 of 8 sides) and an away win by a 2 (2 of 8 sides).

10-Sided Score Dice: Comparison of Actual Goals Scored to Dice Prediction Ratios

ACTUAL GOALS SCORED	0	1	2	3	4	5	6	7	8	9	10	Total Teams	
All Teams	3,009	3,059	1,933	1,008	405	158	58	25	12	0	1		9,668
% of All Teams	31%	32%	20%	10%	4%	2%	1%	0%	0%	0%	0%		
DICE													
Predicted Goals	0	1	2	3	4	5	6	7	8	9	10		
% Prediction Chance	(a)	30%	30%	30%	10%								
	(b)	30%	30%	30%	3%	3%	3%	0.3%	0.3%	0.3%	0.1%	0.03%	

Notes:

- The figures above relate to goals scored in normal time (90 minutes) in 4,834 completed Champions League matches. In addition to the 4,807 matches referred in the *Result Dice* note above, an additional 27 matches (26 finals and a play-off match) were played at neutral venues.
- Where completed matches were subsequently forfeited, the original match score was used in the above figures and not the forfeit score.

Instructions:

- Select a fixture and roll the dice to predict the number of goals for each side. The dice has 10 sides representing the predicted number of goals, as follows: 0 (3 sides); 1 (3 sides); 2 (3 sides) & 3 (1 side).
- % Prediction Chance (a): This is the applicable weightings if a thrower decides a team is unlikely to score more than 3 goals.
- % Prediction Chance (b): This is the applicable weightings if a thrower decides a team could score more than 3 goals. In this scenario, the dice is rolled again and the numbers added together to give the predicted number of goals.
- If a thrower is unsure whether a team will score over 3 goals they could toss a coin: heads = plus 3 goals with dice rolled again & tails = 3 goals with no need to roll the dice again.

For simplicity, we recommend throwing the dice again after a 3 is thrown and then adding the numbers to give the predicted number of goals.

Table 1: English & European Trophy Winners by Season (1992/93 – 2016/17)



	Premier League	FA Cup	League Cup	FA Charity / Community Shield*	Champions League	UEFA Cup / Europa League~	European Cup-Winners' Cup	European Super Cup
1992/93	Manchester Utd	Arsenal	Arsenal	Leeds Utd	Marseille	Juventus	Parma	Barcelona
1993/94	Manchester Utd	Manchester Utd	Aston Villa	Manchester Utd	AC Milan	Inter Milan	Arsenal	Parma
1994/95	Blackburn Rovers	Everton	Liverpool	Manchester Utd	Ajax	Parma	Real Zaragoza	AC Milan
1995/96	Manchester Utd	Manchester Utd	Aston Villa	Everton	Juventus	Bayern Munich	Paris St Germain	Ajax
1996/97	Manchester Utd	Chelsea	Leicester City	Manchester Utd	Borussia Dortmund	Schalke 04	Barcelona	Juventus
1997/98	Arsenal	Arsenal	Chelsea	Manchester Utd	Real Madrid	Inter Milan	Chelsea	Barcelona
1998/99	Manchester Utd	Manchester Utd	Tottenham Hotspur	Arsenal	Manchester Utd	Parma	Lazio	Chelsea
1999/00	Manchester Utd	Chelsea	Leicester City	Arsenal	Real Madrid	Galatasary		Lazio
2000/01	Manchester Utd	Liverpool	Liverpool	Chelsea	Bayern Munich	Liverpool		Galatasary
2001/02	Arsenal	Arsenal	Blackburn Rovers	Liverpool	Real Madrid	Feyenoord		Liverpool
2002/03	Manchester Utd	Arsenal	Liverpool	Arsenal	AC Milan	Porto		Real Madrid
2003/04	Arsenal	Manchester Utd	Middlesbrough	Manchester Utd	Porto	Valencia		AC Milan
2004/05	Chelsea	Arsenal	Chelsea	Arsenal	Liverpool	CSKA Moscow		Valencia
2005/06	Chelsea	Liverpool	Manchester Utd	Chelsea	Barcelona	Sevilla		Liverpool
2006/07	Manchester Utd	Chelsea	Chelsea	Liverpool	AC Milan	Sevilla		Sevilla
2007/08	Manchester Utd	Portsmouth	Tottenham Hotspur	Manchester Utd	Manchester Utd	Zenit St Petersburg		AC Milan
2008/09	Manchester Utd	Chelsea	Manchester Utd	Manchester Utd	Barcelona	Shakhtar Donetsk		Zenit St Petersburg
2009/10	Chelsea	Chelsea	Manchester Utd	Chelsea	Inter Milan	Atletico Madrid		Barcelona
2010/11	Manchester Utd	Manchester City	Birmingham City	Manchester Utd	Barcelona	Porto		Atletico Madrid
2011/12	Manchester City	Chelsea	Liverpool	Manchester Utd	Chelsea	Atletico Madrid		Barcelona
2012/13	Manchester Utd	Wigan Athletic	Swansea City	Manchester City	Bayern Munich	Chelsea		Atletico Madrid
2013/14	Manchester City	Arsenal	Manchester City	Manchester Utd	Real Madrid	Sevilla		Bayern Munich
2014/15	Chelsea	Arsenal	Chelsea	Arsenal	Barcelona	Sevilla		Real Madrid
2015/16	Leicester City	Manchester Utd	Manchester City	Arsenal	Real Madrid	Sevilla		Barcelona
2016/17	Chelsea	Arsenal	Manchester Utd	Manchester Utd	Real Madrid	Manchester Utd		Real Madrid
2017/18	Manchester City	Chelsea	Manchester City	Arsenal	Real Madrid	Atletico Madrid		Real Madrid

*Last Charity Shield 2001/02

~Last UEFA Cup 2008/09

Table 2: Trophies won by Competition in order of Most Successful Clubs

Premier League (6 Winners)	13	Manchester Utd (92/3, 93/4, 95/6, 96/7, 98/9, 99/00, 00/1, 02/3, 06/7, 07/8, 08/9, 10/11 & 12/13)
	5	Chelsea (04/5, 05/6, 09/10, 14/15 & 16/17)
	3	Arsenal (97/8, 01/2 & 03/4) & Manchester City (11/12, 13/14 & 17/18)
	1	Blackburn Rovers (94/5) & Leicester City (15/16)
FA Cup (8 Winners)	8	Arsenal (92/3, 97/8, 01/2, 02/3, 04/5, 13/14, 14/15 & 16/17)
	7	Chelsea (96/7, 99/00, 06/7, 08/9, 09/10, 11/12 & 17/18)
	5	Manchester Utd (93/4, 95/6, 98/9, 03/4 & 15/16)
	2	Liverpool (00/1 & 05/6)
	1	Everton (94/5), Portsmouth (07/8), Manchester City (10/11) & Wigan Athletic (12/13)
League Cup (12 Winners)	4	Liverpool (94/5, 00/1, 02/3 & 11/12), Chelsea (97/8, 04/5, 06/7 & 14/15) & Manchester Utd (05/6, 08/9, 09/10 & 16/17)
	3	Manchester City (13/14, 15/16 & 17/18)
	2	Aston Villa (93/4, 95/6), Leicester City (96/7, 99/00) & Tottenham Hotspur (98/9, 07/8)
	1	Arsenal (92/3), Blackburn Rovers (01/2), Middlesbrough (03/4), Birmingham City (10/11) & Swansea City (12/13)
FA Charity / Community Shield (7 Winners)	11	Manchester Utd (93/4, 94/5, 96/7, 97/8, 03/4, 07/8, 08/9, 10/11, 11/12, 13/14 & 16/17)
	7	Arsenal (98/9, 99/00, 02/3, 04/5, 14/15, 15/16 & 17/18)
	3	Chelsea (00/01, 05/6, 09/10)
	2	Liverpool (01/2, 06/7)
	1	Leeds Utd (92/3), Everton (95/6) & Manchester City (2012/13)

Table 3: Total Trophies won in order of Most Successful Clubs

		PL	FAC	LC	FASC	Total
1.	Manchester Utd	13	5	4	11	33
2.	Chelsea	5	7	4	3	19
3.	Arsenal	3	8	1	7	19
4.	Manchester City	3	1	3	1	8
5.	Liverpool	0	2	4	2	8
6.	Leicester City	1	0	2	0	3
7.	Blackburn Rovers	1	0	1	0	2
8.	Everton	0	1	0	1	2
9 =	Aston Villa	0	0	2	0	2
9 =	Tottenham Hotspur	0	0	2	0	2
11 =	Portsmouth	0	1	0	0	1
11 =	Wigan Athletic	0	1	0	0	1
13 =	Middlesbrough	0	0	1	0	1
13 =	Birmingham City	0	0	1	0	1
13 =	Swansea City	0	0	1	0	1
16.	Leeds Utd	0	0	0	1	1
		26	26	26	26	104

The positions in the above tables are based on: a) Total trophies won; b) Where trophy numbers are equal consideration is given to the status of the competitions, which are ranked as follows: 1. PL; 2. FAC; 3. LC & 4. FACS. Table positions are then determined depending on the trophy rankings (e.g. 1 FAC + 1 FASC is considered better than 2 LCs).

Table 4: Multiple Trophy Winning Seasons (1992/93 – 2017/18)



Season	Club	Domestic Competitions	European Competitions
1992/93	Arsenal	FA Cup & League Cup	
1993/94	Manchester United	Premier League, FA Cup & Charity Shield	
1995/96	Manchester United	Premier League & FA Cup	
1996/97	Manchester United	Premier League & Charity Shield	
1997/98	Arsenal	Premier League & FA Cup	
	Chelsea	League Cup	Cup-Winners' Cup
1998/99	Manchester United	Premier League & FA Cup	Champions League
2000/01	Liverpool	FA Cup & League Cup	UEFA Cup
2001/02	Arsenal	Premier League & FA Cup	
	Liverpool	Charity Shield	Super Cup
2002/03	Arsenal	FA Cup & Community Shield	
2003/04	Manchester United	FA Cup & Community Shield	
2004/05	Chelsea	Premier League & League Cup	
	Arsenal	FA Cup & Community Shield	
2005/06	Chelsea	Premier League & Community Shield	
	Liverpool	FA Cup	Super Cup
2006/07	Chelsea	FA Cup & League Cup	
2007/08	Manchester United	Premier League & Community Shield	
2008/09	Manchester United	Premier League, League Cup & Community Shield	
2009/10	Chelsea	Premier League, FA Cup & Community Shield	
2010/11	Manchester United	Premier League & Community Shield	
2011/12	Chelsea	FA Cup	Champions League
2013/14	Manchester City	Premier League & League Cup	
2014/15	Chelsea	Premier League & League Cup	
	Arsenal	FA Cup & Community Shield	
2016/17	Manchester United	League Cup & Community Shield	Europa League
2017/18	Manchester City	Premier League & League Cup	

Table 5: Trophy Winners in order of Most Successful Countries & Clubs




























Competition	Countries			Clubs	
CHAMPIONS LEAGUE (7 countries) (13 Clubs)	11		Spain	7	Real Madrid (97/8, 99/00, 01/2, 13/14, 15/16, 16/17 & 17/18)
				4	Barcelona (05/6, 08/9, 10/11 & 14/15)
	5		Italy	3	AC Milan (93/4, 02/3 & 06/7)
				1	Juventus (95/6) & Inter Milan (09/10)
	4		England	2	Manchester Utd (98/9 & 07/8)
				1	Liverpool (04/5) & Chelsea (11/12)
	3		Germany	2	Bayern Munich (00/1 & 12/13)
1				Borussia Dortmund (96/7)	
1	  	France Holland Portugal	1	Marseille (92/3)	
			1	Ajax (94/5)	
			1	Porto (03/4)	
UEFA CUP / EUROPA LEAGUE (9 Countries) (17 Clubs)	9		Spain	5	Sevilla (05/6, 06/7, 13/14, 14/15 & 15/16)
				3	Atletico Madrid (09/10, 11/12 & 17/18)
				1	Valencia (03/4)
	5		Italy	2	Inter Milan (93/4 & 97/8) & Parma (94/5 & 98/9)
				1	Juventus (92/3)
	3		England	1	Liverpool (00/1), Chelsea (12/13) & Manchester Utd (16/17)
				2	 
	1	Bayern Munich (95/6) & Schalke 04 (96/7)			
1	   	Russia Turkey Holland Ukraine	1	CSKA Moscow (04/5) & Zenit St Petersburg (07/8)	
			1	Galatasary (99/00)	
			1	Feyenoord (01/2)	
CUP WINNERS' CUP (4 Countries) (7 Clubs)	2	 	Italy England	1	Parma (92/3) & Lazio (98/9)
				1	Arsenal (93/4) & Chelsea (97/8)
	1	 	Spain France	1	Real Zaragoza (94/5) & Barcelona (96/7)
				1	Paris St Germain (95/6)
SUPER CUP (7 Countries) (15 Clubs)	13		Spain	5	Barcelona (92/3, 97/8, 09/10, 11/12 & 15/16)
				4	Real Madrid (02/3, 14/15, 16/17 & 17/18)
				2	Atletico Madrid (10/11 & 12/13)
				1	Valencia (04/5) & Sevilla (06/7)
	6		Italy	3	AC Milan (94/5, 03/4 & 07/8)
				1	Parma (93/4), Juventus (96/7) & Lazio (99/00)
	3		England	2	Liverpool (01/2 & 05/6)
				1	Chelsea (98/9)
1	   	Holland Turkey Russia Germany	1	Ajax (95/6)	
			1	Galatasary (00/01)	
			1	Zenit St Petersburg (08/9)	
			1	Bayern Munich (13/14)	

Table 6: Total Trophies won in order of Most Successful Countries

		CL	UC~/EL	CWC	UC*	SC	Total
1.	Spain	11	9	2	0	13	35
2.	Italy	5	0	2	5	6	18
3.	England	4	3	2	0	3	12
4.	Germany	3	0	0	2	1	6
5.	Portugal	1	2	0	0	0	3
6.	Holland	1	1	0	0	1	3
7.	Russia	0	2	0	0	1	3
8.	France	1	0	1	0	0	2
9.	Turkey	0	1	0	0	1	2
10.	Ukraine	0	1	0	0	0	1
		26	19	7	7	26	85

Table 7: Total Trophies won in order of Most Successful Clubs

		CL	UC~/EL	CWC	UC*	SC	Total
1.	Real Madrid	7	0	0	0	4	11
2.	Barcelona	4	0	1	0	5	10
3.	AC Milan	3	0	0	0	3	6
4.	Sevilla	0	5	0	0	1	6
5.	Atletico Madrid	0	3	0	0	2	5
6.	Bayern Munich	2	0	0	1	1	4
7.	Chelsea	1	1	1	0	1	4
8.	Liverpool	1	1	0	0	2	4
9.	Parma	0	0	1	2	1	4
10.	Manchester Utd	2	1	0	0	0	3
11.	Porto	1	2	0	0	0	3
12.	Inter Milan	1	0	0	2	0	3
13.	Juventus	1	0	0	1	1	3
14.	Ajax	1	0	0	0	1	2
15 =	Galatasary	0	1	0	0	1	2
15 =	Valencia	0	1	0	0	1	2
15 =	Zenit St Petersburg	0	1	0	0	1	2
15 =	Lazio	0	0	1	0	1	2
19 =	Borussia Dortmund	1	0	0	0	0	1
19 =	Marseille	1	0	0	0	0	1
21 =	CSKA Moscow	0	1	0	0	0	1
21 =	Feyenoord	0	1	0	0	0	1
21 =	Shakhtar Donetsk	0	1	0	0	0	1
21 =	Arsenal	0	0	1	0	0	1
21 =	Paris St Germain	0	0	1	0	0	1
21 =	Real Zaragoza	0	0	1	0	0	1
27.	Schalke 04	0	0	0	1	0	1
		26	19	7	7	26	85

The positions in the above tables are based on: a) Total trophies won; b) Where trophy numbers are equal consideration is given to the status of the competitions, which are ranked as follows: 1. CL; 2. UC~ (99/00 – 08/09), EL & CWC; 3. *UC (92/3 – 98/99) & 4. SC. (e.g. 2 CLs is better than 1 CL + 1 EL and 1 CWC + 1 SC is better than 2 *UCs). *UCs won between 92/3 and 98/9 are ranked lower than CWCs as UEFA considered the CWC as their second tournament during this period with the CWC winners meeting the CL winners in the SC.



The First 25 Seasons of the Premier League (1992/93 – 2017/18)

Review 1: A Complete Record and Analysis of Every Match Result and Score

Review 2: Analysis of Final League Positions and Club Performances

Review 3: A Complete Record and Analysis of Match Outcomes for 2018/19 Teams

Review 4: A Complete Record and Analysis of English and European Trophy Winners

The only certainty with a football match is that the score at kick-off is always 0-0.

The football predictor dice provide a fun and novel way of predicting match outcomes.

You may dismiss the dice as a gimmick but once rolled will you be brave enough to go against the prediction?



©The Armchair Sports Company Ltd 2018

All rights reserved. No part of this publication may be reproduced and transmitted in any form for financial gain or commercial purposes without the prior written permission of The Armchair Sports Company Ltd.

Contact: info@armchairsportscompany.com